



# CEMENTONE


**GRES PORCELLANATO**  
 PORCELAIN STONEWARE  
 GRÈS CÉRAMÉ  
 FEINSTEINZEUG

**FORMATI** | SIZES | FORMATS | FORMATE


**31×62** 12"×24"

R11

**COLORI** | COLOURS | COULEURS | FARBEN



Gare Sand



Gare Grey

**NOTE:** I colori e le caratteristiche estetiche dei materiali illustrati nel presente catalogo sono da ritenersi puramente indicativi.  
**NOTES:** Colours and optical features of the materials illustrated in this catalogue are to be regarded as mere indications.

◀ CEMENTONE GARE GREY 31×62



# CEMENTONE GARE SAND&GARE GREY

✓ CEMENTONE GARE SAND 31x62 | PIETRONE 31x62



FORMATI | SIZES | FORMATS | FORMATE

**31x62** 12"x24" R11   
**303922** Cementone Gare Sand Out

FORMATI | SIZES | FORMATS | FORMATE

**31x62** 12"x24" R11   
**303923** Cementone Gare Grey Out


PEZZI SPECIALI | TRIM TILES | PIÈCES SPÉCIALES | FORMTEILE



**Battiscopa** 20 

**801540** Sand  
7x60  
**801543** Grey  
7x60



**Terminale a Elle Monolitico OUT R11** 8 

**801873** Cementone Gare Sand  
15x30x4  
**801874** Cementone Gare Grey  
15x30x4

\* È OBBLIGATORIO posare il Terminale a Elle Monolitico SFALSATO essendo di dimensione diversa rispetto alle piastrelle. Trattasi di materiale coordinato quindi la tonalità è abbinabile al fondo. It is MANDATORY to lay Terminale a Elle Monolitico STAGGERED (not following same joint) due to the difference in dimension between tiles and special pieces. The material is coordinated, so the shade can match to the floor.



PESI E MISURE / WEIGHT AND SIZES / POIDS ET MESURES / GEWICHTE UND VERPACKUNGEN

dimensioni sizes dimensions abmessungen	spessore thickness épaisseur stärke	pz/collo pcs/box pc/boite stk/ktn	mq/collo sqm/box m/boite qm/ktn	kg/collo kg/box kg/boite kg/ktn	colli/pallet box/europal boites/europal ktn/europal	mq/pallet sqm/pallet m/pallet qm/pallet	kg/europal kg/europal kg/europal kg/europal
Fondo 31x62	9 mm	7	1,35	23,20	60	81,00	1417